

# SAN DIEGO MESA COLLEGE

## Institutional Effectiveness

### Path to STEM Success Spring 2023 Enrollments Survey report

---

#### Purpose & methodology:

The Path to STEM Success Spring 2023 Enrollments survey was conducted in Fall 2022 to collect student responses regarding their current and planned STEM course enrollments. The feedback survey aimed to inform the Path to STEM Success Intersession agendas. Path to STEM Success instructors were provided a web link and QR code to the feedback survey, which was distributed to their courses from November 9th, 2022, through December 13th, 2022. A total of 132 students responded to the survey.

#### Demographic data summary:

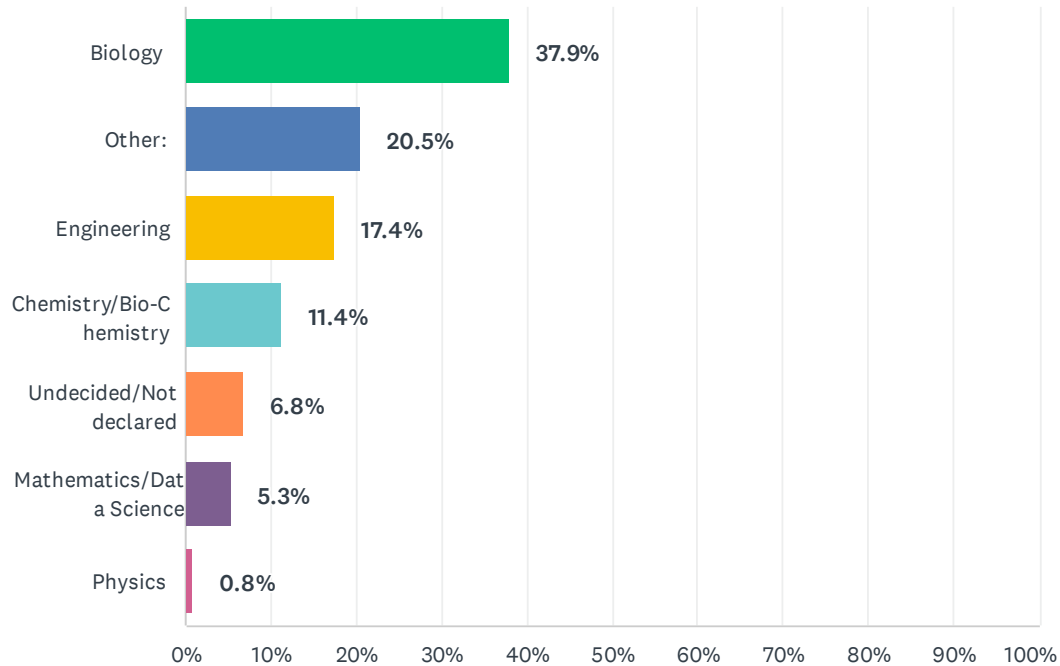
- Most (37.9%) of respondents were biology majors. There were 27 responses (20.5%) from non-STEM majors, including kinesiology and nursing.
- Half (50.0%) of respondents were enrolled in CHEM 200 in Fall 2022.
- Most (69.1%) of respondents have a comprehensive education plan.
- Only 26 respondents (18.7%) have seen a STEM specific counselor either this semester or before this semester. However, 60.2% of respondents would like to meet with a STEM counselor.
- The top three activities that students were interested in attending are: 1) STEM transfer general information session 2) STEM counseling general information session and 3) Industry/internship opportunities panel.
- About a third (34.4%) of survey respondents were Latinx.

#### Course combination data summary:

- Students enrolled in **CHEM 152 Fall 2022 → CHEM 200 Spring 2023**
  - All (100%) of respondents plan to take CHEM 200 in Spring 2023. Some also intend on enrolling in CHEM 201.
- Students enrolled in **CHEM 200 Fall 2022 → CHEM 201 Spring 2023**
  - Most (57.5%) respondents were concurrently enrolled in BIOL 210A.
  - All (100%) respondents plan to take CHEM 201 in Spring 2023.
  - Most (52.5%) respondents plan to take BIOL 210B in Spring 2023.
- Students enrolled in **CHEM 152 Fall 2022 → BIOL 210A Spring 2023**
  - All (100%) respondents plan to take BIOL 210A in Spring 2023.
- Students enrolled in **BIOL 210A Fall 2022 → BIOL 210B Spring 2023**
  - Most (66.7%) respondents were concurrently enrolled in CHEM 200.
  - Most (66.7%) respondents plan to take CHEM 201 in Spring 2023.
  - All (100%) respondents plan to take BIOL 210B in Spring 2023.

## Q1 What is your major?

Answered: 132 Skipped: 0



ANSWER CHOICES	RESPONSES	
Biology	37.9%	50
Other:	20.5%	27
Engineering	17.4%	23
Chemistry/Bio-Chemistry	11.4%	15
Undecided/Not declared	6.8%	9
Mathematics/Data Science	5.3%	7
Physics	0.8%	1
TOTAL		132

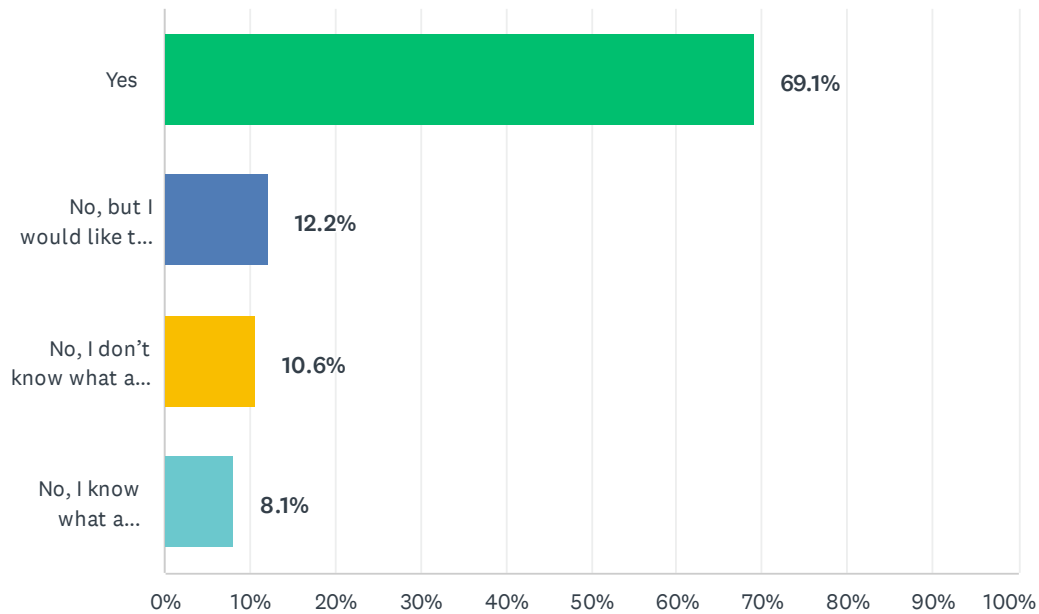
#	OTHER:	DATE
1	Kinesiology pre-physical therapy	12/11/2022 9:39 PM
2	Kinesiology	12/11/2022 5:19 PM
3	nursing	12/5/2022 6:30 PM
4	nursing	12/1/2022 8:54 PM
5	Psychology	12/1/2022 6:36 PM
6	Economics/Data Science	12/1/2022 6:12 PM
7	Anthropology (but I plan to double in chemistry when at 4 year)	12/1/2022 2:09 PM

## Path to STEM Success Spring 2023 Enrollments

8	Computational Biology	12/1/2022 10:55 AM
9	Poli sci	12/1/2022 9:53 AM
10	Kinesiology Pre physical Therapy	12/1/2022 9:50 AM
11	Pre-nursing	12/1/2022 9:41 AM
12	Nutrition	12/1/2022 12:11 AM
13	Nursing	11/30/2022 11:42 PM
14	Kinesiology or Public Health	11/30/2022 9:36 PM
15	Kinesiology(pre-physical therapy)	11/30/2022 7:32 PM
16	kinesiology/ pre PT	11/30/2022 4:43 PM
17	Bio/Biomedical engineering	11/30/2022 4:20 PM
18	Computer Science	11/30/2022 11:30 AM
19	Biology & Ecology Conservation	11/30/2022 9:40 AM
20	Marine Biology	11/30/2022 8:22 AM
21	Business	11/30/2022 6:53 AM
22	Nutrition and Dietetics	11/29/2022 10:34 PM
23	Environmental Sciences	11/29/2022 4:07 PM
24	Nursing - 4 yr Transfer	11/29/2022 1:03 PM
25	Animal science	11/29/2022 10:18 AM
26	Architecture	11/28/2022 6:50 PM
27	Kinesiology	11/28/2022 5:52 PM

## Q11 Do you have a comprehensive education plan?

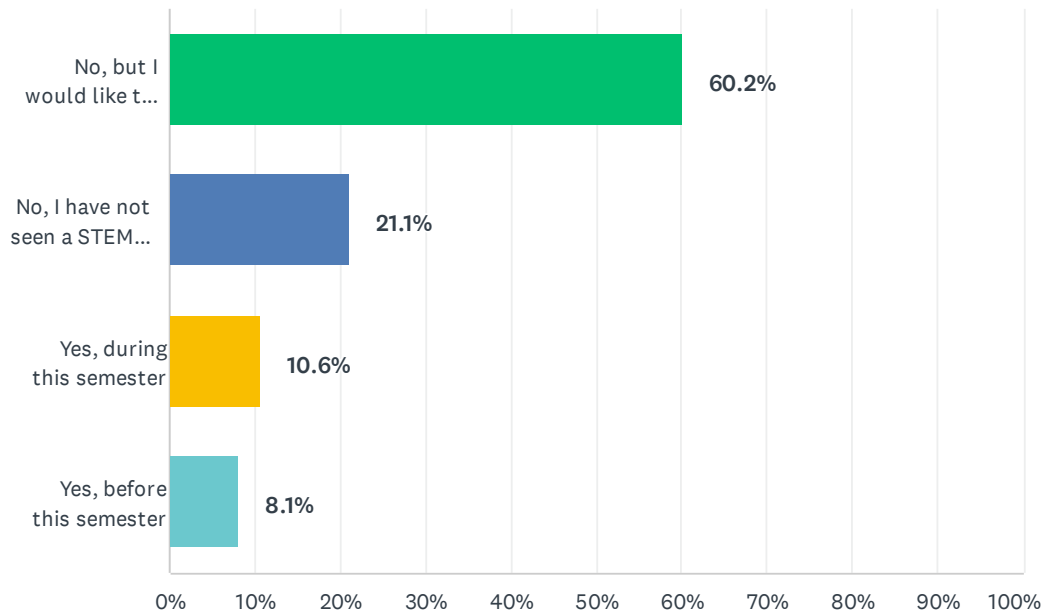
Answered: 123 Skipped: 9



ANSWER CHOICES	RESPONSES	
Yes	69.1%	85
No, but I would like to have a comprehensive education plan	12.2%	15
No, I don't know what a comprehensive education plan is	10.6%	13
No, I know what a comprehensive education plan is but I don't have one	8.1%	10
TOTAL		123

## Q12 Have you seen a STEM specific counselor before?

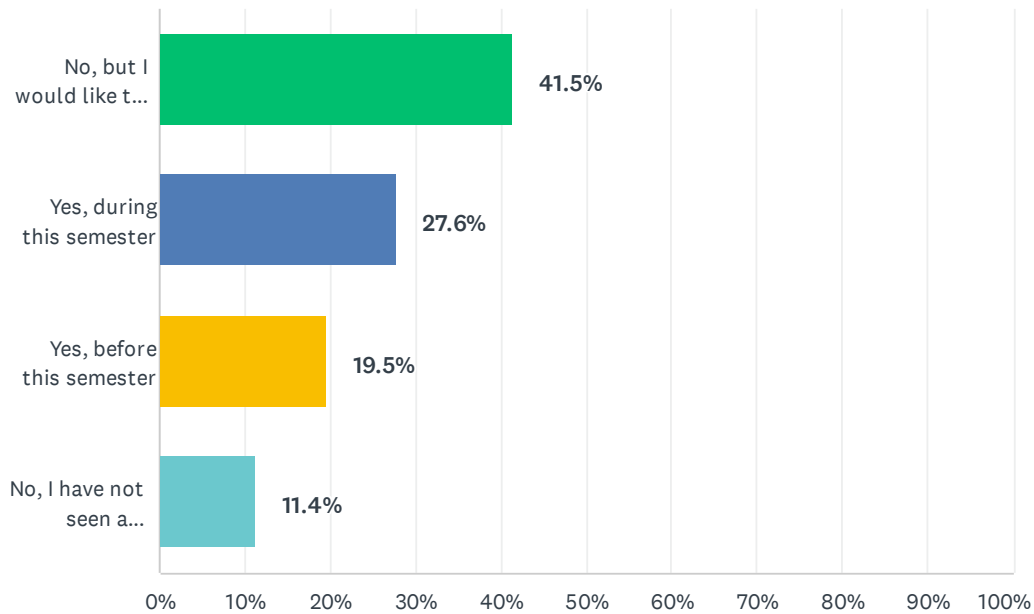
Answered: 123 Skipped: 9



ANSWER CHOICES	RESPONSES	
No, but I would like to meet with a STEM counselor	60.2%	74
No, I have not seen a STEM counselor and don't intend to	21.1%	26
Yes, during this semester	10.6%	13
Yes, before this semester	8.1%	10
TOTAL		123

## Q13 Have you seen a transfer/career center counselor before?

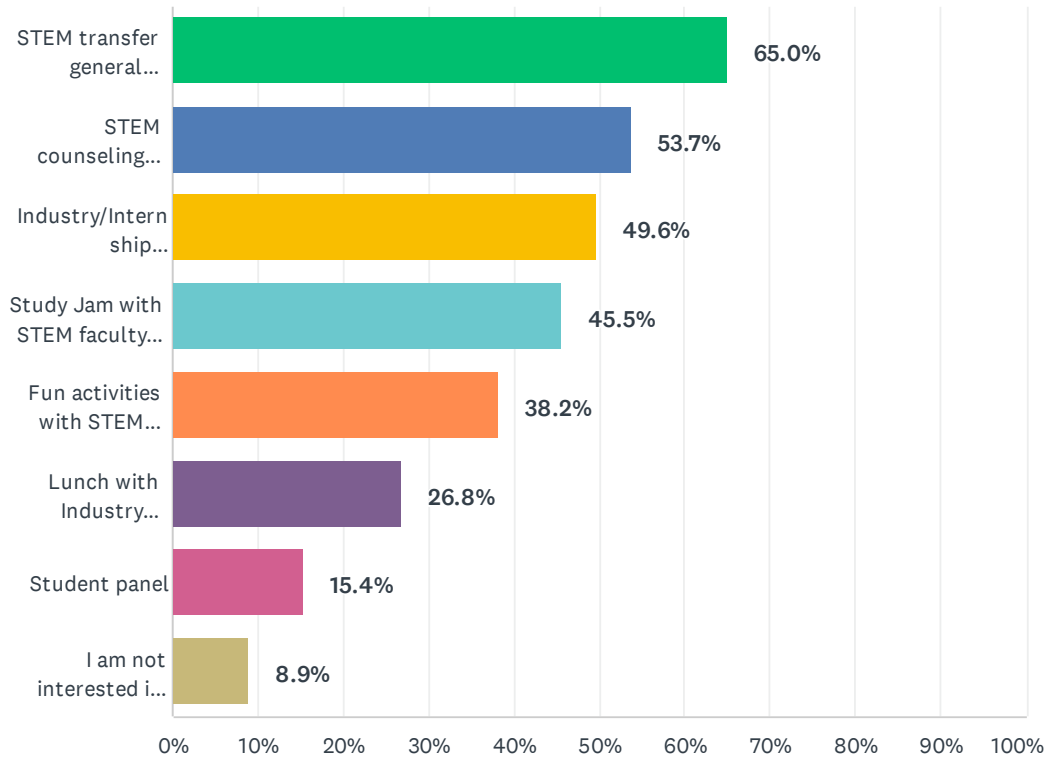
Answered: 123 Skipped: 9



ANSWER CHOICES	RESPONSES	
No, but I would like to meet with a transfer/career center counselor	41.5%	51
Yes, during this semester	27.6%	34
Yes, before this semester	19.5%	24
No, I have not seen a transfer/career center counselor and don't intend to	11.4%	14
TOTAL		123

## Q14 Which of the following activities would you attend if offered? [Check all that apply]

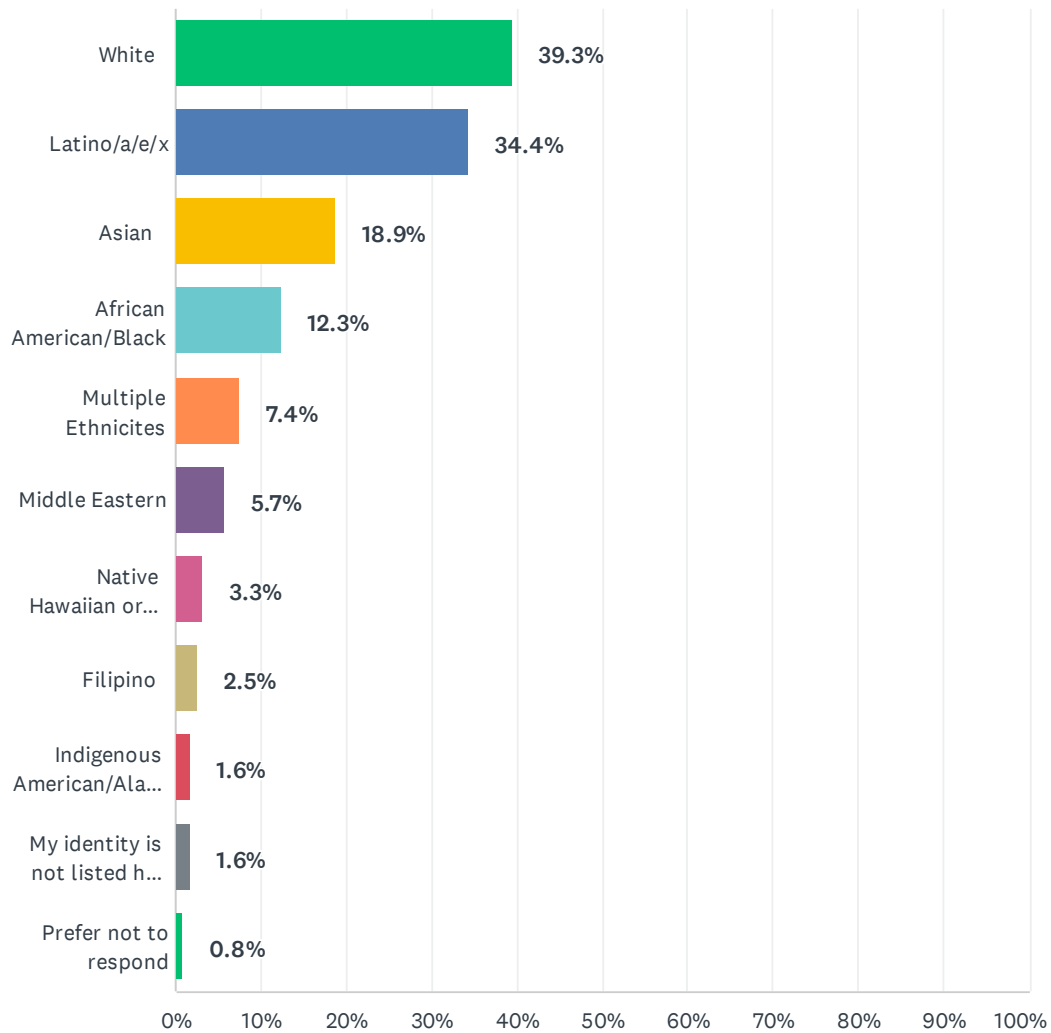
Answered: 123 Skipped: 9



ANSWER CHOICES	RESPONSES	
STEM transfer general information session	65.0%	80
STEM counseling general information session	53.7%	66
Industry/Internship opportunities panel	49.6%	61
Study Jam with STEM faculty and peer mentors	45.5%	56
Fun activities with STEM Faculty	38.2%	47
Lunch with Industry Panel/Student Panel/STEM faculty	26.8%	33
Student panel	15.4%	19
I am not interested in any of these activities	8.9%	11
Total Respondents: 123		

## Q15 What is your ethnicity/race? Check all that apply.

Answered: 122 Skipped: 10





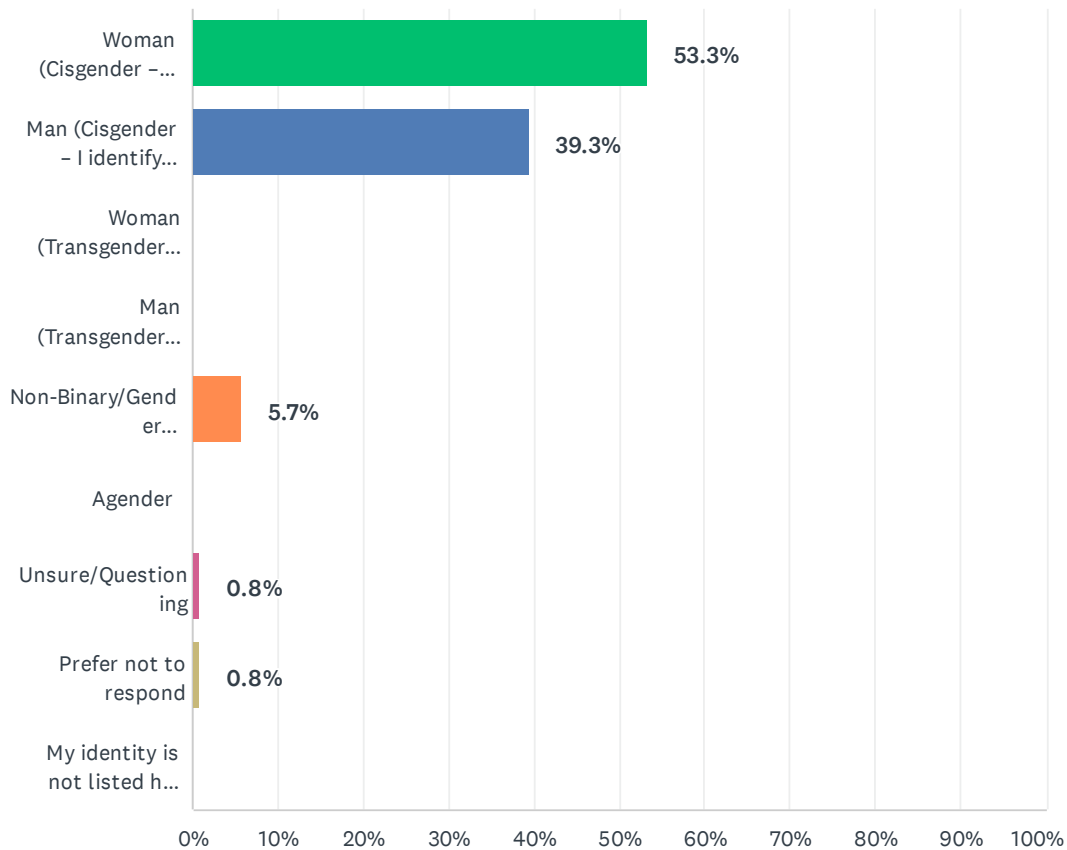
## Path to STEM Success Spring 2023 Enrollments

ANSWER CHOICES	RESPONSES	
White	39.3%	48
Latino/a/e/x	34.4%	42
Asian	18.9%	23
African American/Black	12.3%	15
Multiple Ethnicities	7.4%	9
Middle Eastern	5.7%	7
Native Hawaiian or Pacific Islander	3.3%	4
Filipino	2.5%	3
Indigenous American/Alaska Native	1.6%	2
My identity is not listed here - specify below.	1.6%	2
Prefer not to respond	0.8%	1
Total Respondents: 122		

#	MY IDENTITY IS NOT LISTED HERE - SPECIFY BELOW.	DATE
1	Afro-Latino	12/1/2022 10:23 PM
2	Caucasian	12/1/2022 8:52 AM

## Q16 What is your gender?

Answered: 122 Skipped: 10

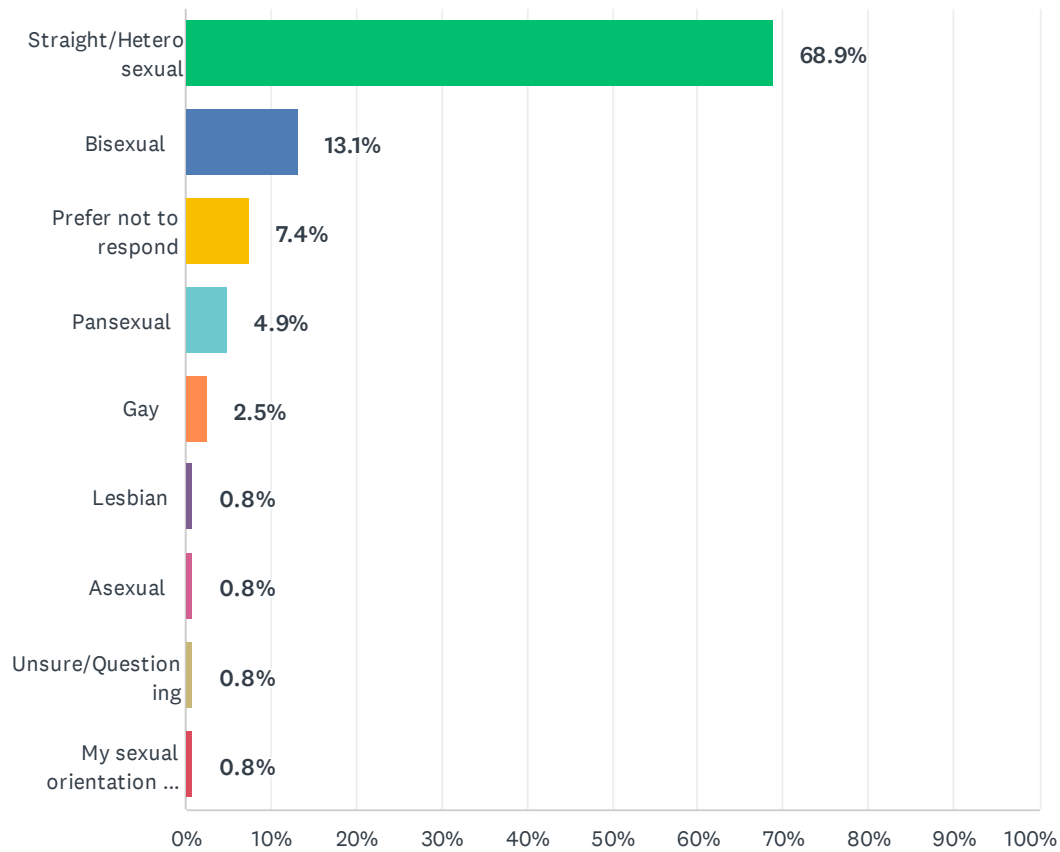


ANSWER CHOICES	RESPONSES	
Woman (Cisgender – I identify with the sex I was assigned at birth)	53.3%	65
Man (Cisgender – I identify with the sex I was assigned at birth)	39.3%	48
Woman (Transgender – I do not identify with the sex I was assigned at birth)	0.0%	0
Man (Transgender – I do not identify with the sex I was assigned at birth)	0.0%	0
Non-Binary/Gender Non-conforming/Gender Fluid	5.7%	7
Agender	0.0%	0
Unsure/Questioning	0.8%	1
Prefer not to respond	0.8%	1
My identity is not listed here - specify below	0.0%	0
<b>TOTAL</b>		<b>122</b>

#	MY IDENTITY IS NOT LISTED HERE - SPECIFY BELOW	DATE
	There are no responses.	

## Q17 What is your sexual orientation?

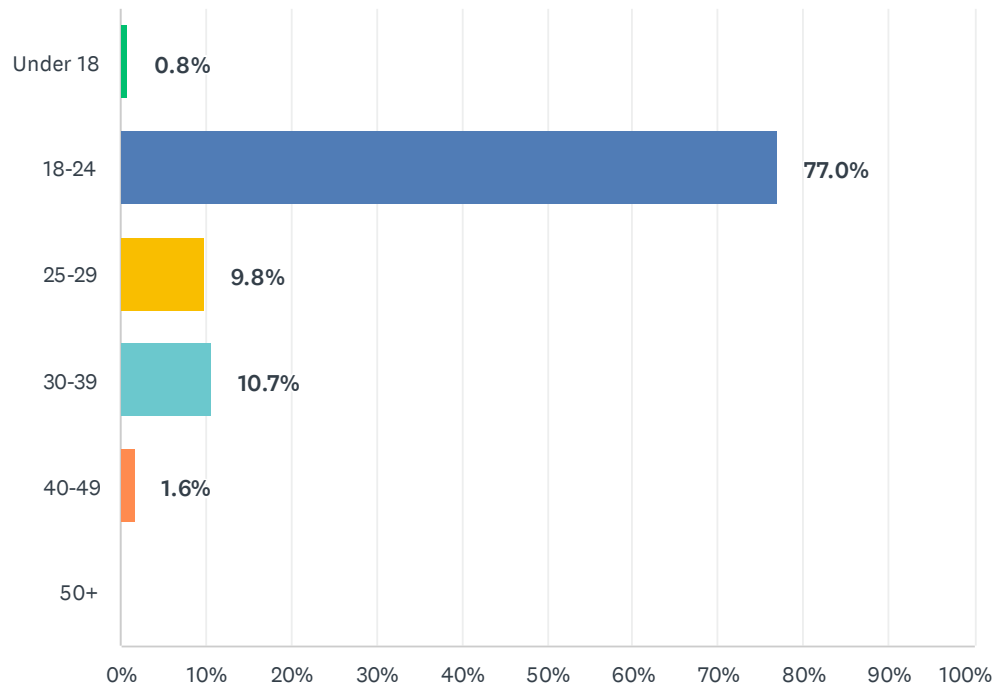
Answered: 122 Skipped: 10



ANSWER CHOICES	RESPONSES	
Straight/Heterosexual	68.9%	84
Bisexual	13.1%	16
Prefer not to respond	7.4%	9
Pansexual	4.9%	6
Gay	2.5%	3
Lesbian	0.8%	1
Asexual	0.8%	1
Unsure/Questioning	0.8%	1
My sexual orientation is not listed here - specify below	0.8%	1
<b>TOTAL</b>		<b>122</b>

## Q18 What is your age group?

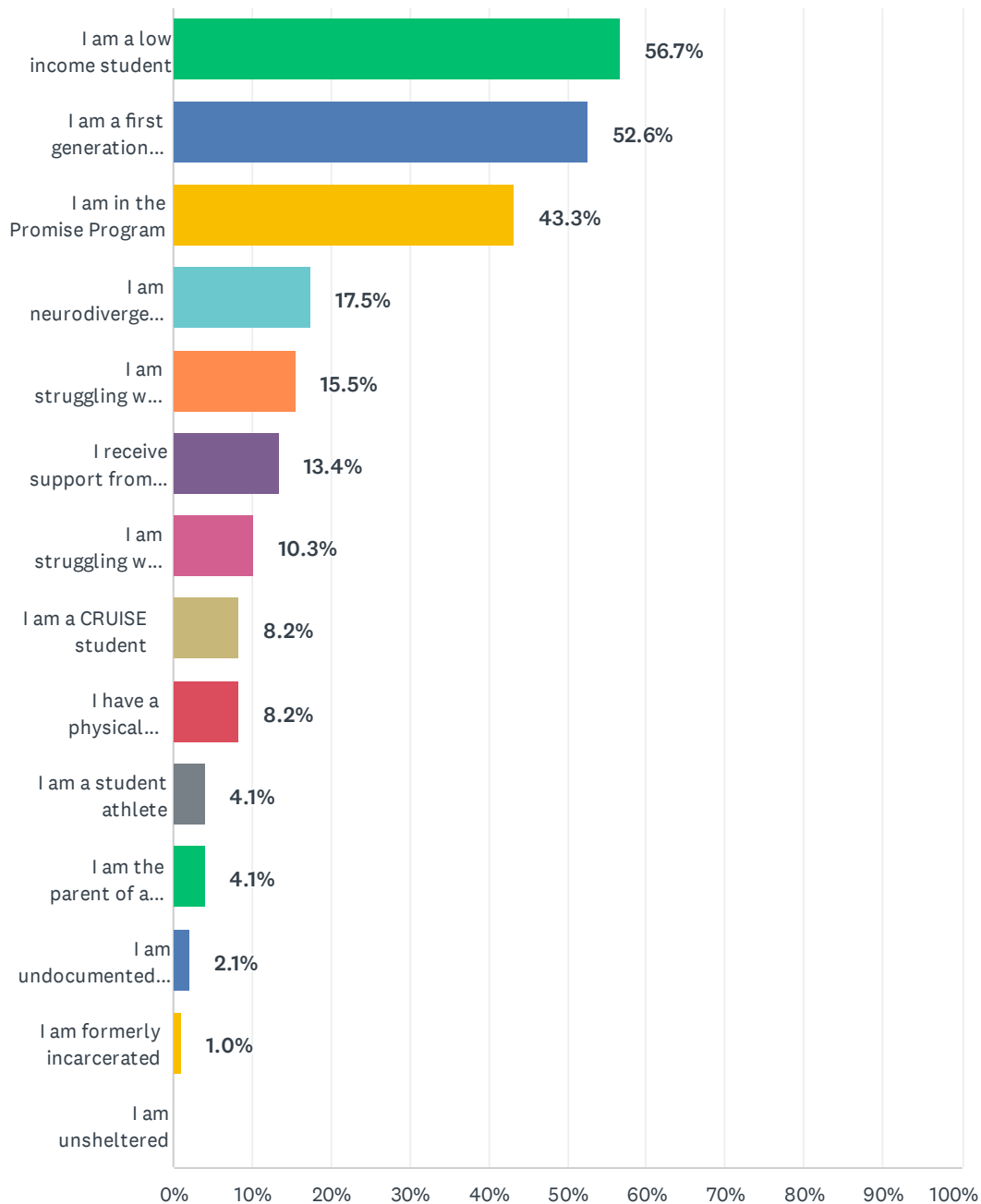
Answered: 122   Skipped: 10



ANSWER CHOICES	RESPONSES	
Under 18	0.8%	1
18-24	77.0%	94
25-29	9.8%	12
30-39	10.7%	13
40-49	1.6%	2
50+	0.0%	0
TOTAL		122

## Q19 Check any that apply to you:

Answered: 97 Skipped: 35



## Path to STEM Success Spring 2023 Enrollments

ANSWER CHOICES	RESPONSES	
I am a low income student	56.7%	55
I am a first generation student	52.6%	51
I am in the Promise Program	43.3%	42
I am neurodivergent (e.g. ADHD, Autism Spectrum Disorder)	17.5%	17
I am struggling with house insecurity	15.5%	15
I receive support from DSPS (Disability Support Programs and Services)	13.4%	13
I am struggling with food insecurity	10.3%	10
I am a CRUISE student	8.2%	8
I have a physical disability or chronic illness	8.2%	8
I am a student athlete	4.1%	4
I am the parent of a child under 18 years old	4.1%	4
I am undocumented or DACA	2.1%	2
I am formerly incarcerated	1.0%	1
I am unsheltered	0.0%	0
Total Respondents: 97		