

ADDRESSING THE GAPS AS AN HSI

San Diego Mesa College

Over a five year period... FA14 | FA18

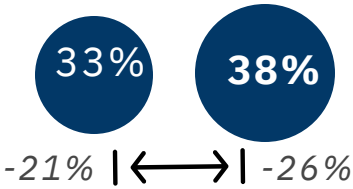
Representation



Latinx student representation on campus grew by 5 percentage points

Student-to-contract faculty gap widened by 5 percentage points

Sources: Student Characteristics Dashboard & CCCCCO DataMart



*Gap represents the difference between the proportion of Latinx contract faculty and Latinx students.

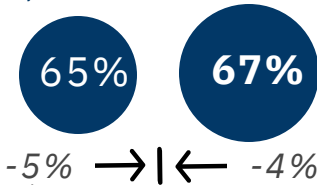
*Equity gaps represent the difference between the rate for all students and the rate for Latinx students only.

Course Success



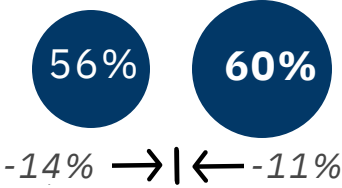
Overall course success rate of Latinx students increased by 2 percentage points

Equity gap narrowed by 1 percentage point



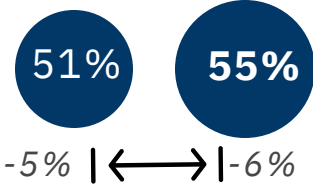
Online course success rate of Latinx students increased by 4 percentage points

Equity gap narrowed by 3 percentage points



Math course success rate of Latinx students increased by 4 percentage points

Equity gap widened by 1 percentage point



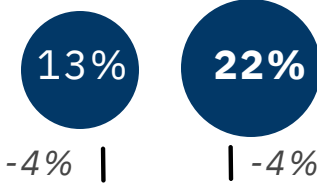
Sources: HSI & Equity Dashboard & Course Outcomes Dashboard

Transfer Level Completion



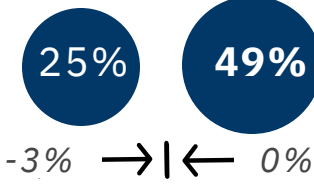
Math transfer level course completion by Latinx students within their first-year increased by 9 percentage points

Equity gap remained unchanged



English transfer level course completion by Latinx students within their first-year increased by 24 percentage points

Equity gap closed



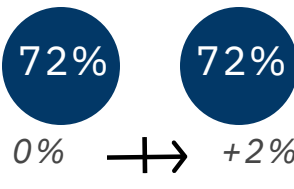
Source: Math & English Placement Dashboard

Retention



Fall to Spring retention remained constant for Latinx students


Latinx rate is 2 percentage points above the overall rate



Sources: HSI & Equity Dashboard

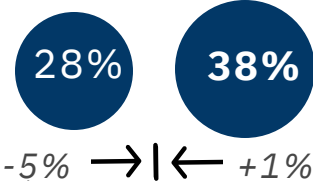
*Awards gap represents the difference between the proportion of Latinx students at Mesa and the proportion of awards conferred to Latinx students.

Completion & Transfer



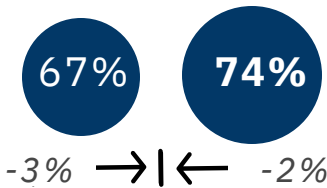
Mesa awards conferred to Latinx students increased by 10 percentage points

Awards-to-campus representation gap closed



UC acceptance rate of Latinx-California Community College transfer applicants increased by 7 percentage points

Equity gap narrowed by 1 percentage point



Sources: Mesa Awards Dashboard & UC InfoCenter

Proyecto Éxito

STEM Conexiones

CRUISE

From 2016/17 through 2018/19...

2,047

Participants

46-55%

Latinx

70%



Course Success
of Latinx-
Summer CRUISE
Participants

▲ 9 percentage
points higher than
their first-time to
college Latinx
counterparts

86-91%



Fall-to-Spring
Retention of
Summer CRUISE
Participants

▲ 17-22
percentage points
higher than
their first-time to
college counterparts

Source: Mesa CRUISE Dashboard

Most valuable aspect of CRUISE:

"Being able to know the resources offered here at Mesa and that I'm not alone. I have my peer navigator and staff that can help me navigate my first year."

-Summer CRUISE 2019 Participant

STEM Peer Mentoring

In 2019/20...

446

Participants

35-37%

Latinx

62%



Math
Course Success
of Latinx-
Peer Mentoring
Participants

▲ 8 percentage
points higher than
their Latinx non-
participant
counterparts

Source: STEM Peer Mentoring Dashboard

Most valuable aspect of Peer Mentoring:

"Being able to connect with someone that has gone through exactly what I was experiencing with school made it feel less intimidating. I felt more prepared and confident with tackling my most challenging classes."

-Fall 2019 Peer Mentoring Participant

Mathletics

From 2017/18 through 2018/19...

167

Participants

33-52%

Latinx

69%



Math
Course Success
of Latinx
Mathletics
Participants

▲ 11 percentage
points higher than
their Latinx non-
participant
counterparts

Source: Mathletics Dashboard

Mathletics student testimonial:

"With Mathletics now, I've already passed all of my pre-algebra courses and even tested out of one of the classes, and now I am in statistics. Thanks to Mathletics and their team, I'm now able to transfer a year earlier than expected."

-Summer 2018 (& prior) Mathletics Participant

STEM Center Tutoring

In 2019/20...

1,801

Participants

*Unduplicated

41%

Latinx

67%



Math
Course Success
of Latinx-
STEM Center
Tutoring Participants

▲ 12 percentage
points higher than
their Latinx non-
participant
counterparts

Source: STEM Center Tutoring Dashboard

STEM services recipient's sense of belonging:

" I wasn't very confident I belonged when I first started school at Mesa but through getting involved on campus and with the tutoring program I know now I belong and can be successful!"

-Fall 2020 STEM Center Tutoring Participant