

# 2014 Institutional Learning Outcome Survey Results



**Bri Hays, Campus Based Researcher**

*Presented to the Learning Assessment Task Force*  
September 16, 2014

SAN DIEGO  
MESA COLLEGE

# Overview



- ❧ Background
- ❧ 2014 survey instrument
- ❧ Student sample and respondent profile
- ❧ Key findings
  - ❧ Scale Averages
  - ❧ Item Averages
  - ❧ Qualitative feedback
- ❧ Reflections and next steps



# Background



- ❧ Survey selected as an indirect measure of the College's 6 ILOs
- ❧ First survey conducted in Spring 2013 with students who applied for graduation
- ❧ Results were mixed and survey instrument was limited by ILO definitions
- ❧ Recommendation was to re-evaluate the ILO definitions and revise the survey appropriately

# 2014 Survey Instrument



- ❧ ILO operational definitions revised in Spring 2014
- ❧ New survey developed to assess all 6 ILOs via 28 Likert-scale items
- ❧ Survey items derived from new operational definitions
  - ❧ Communication: 4 items
  - ❧ Critical Thinking: 6 items
  - ❧ Global Awareness: 4 items
  - ❧ Personal Awareness: 7 items
  - ❧ Self-Awareness: 4 items
  - ❧ Technological Awareness: 3 items



# Sample Items



- ❧ 5-Point rating scale (degree to which Mesa experiences impacted skills and abilities)
  - ❧ 1= Not at all -- 5= To a great degree
- ❧ **"My experiences at Mesa College improved my ability to..."**
  - ❧ "Evaluate information for validity and bias."
  - ❧ "Effectively convey thoughts when speaking to others."
  - ❧ "Understand the impact my actions have on others."
  - ❧ "Work effectively as a member of a team."



# Student Sample & Respondent Profile

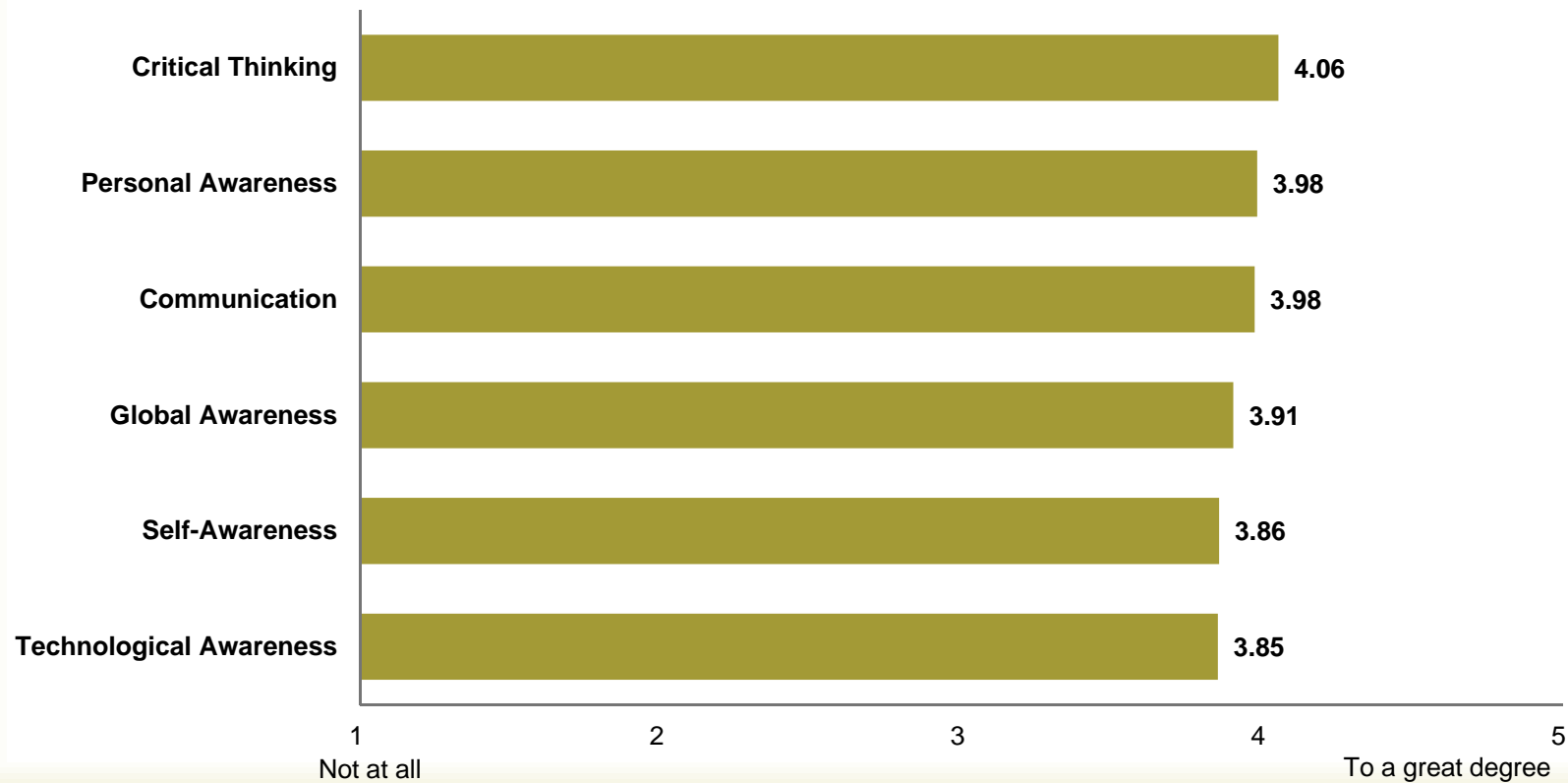


- ❧ 866 students who applied for graduation in Spring 2014
- ❧ 216 respondents
  - ❧ 25% response rate
- ❧ 94% indicated they were graduating in Spring 2014
  - ❧ Results based on these students (n=202) only
- ❧ Anticipated Awards:
  - ❧ 77% were receiving associate degrees only
  - ❧ 7% were receiving certificates only
  - ❧ 16% were receiving both degree and certificate

# Average Ratings by ILO



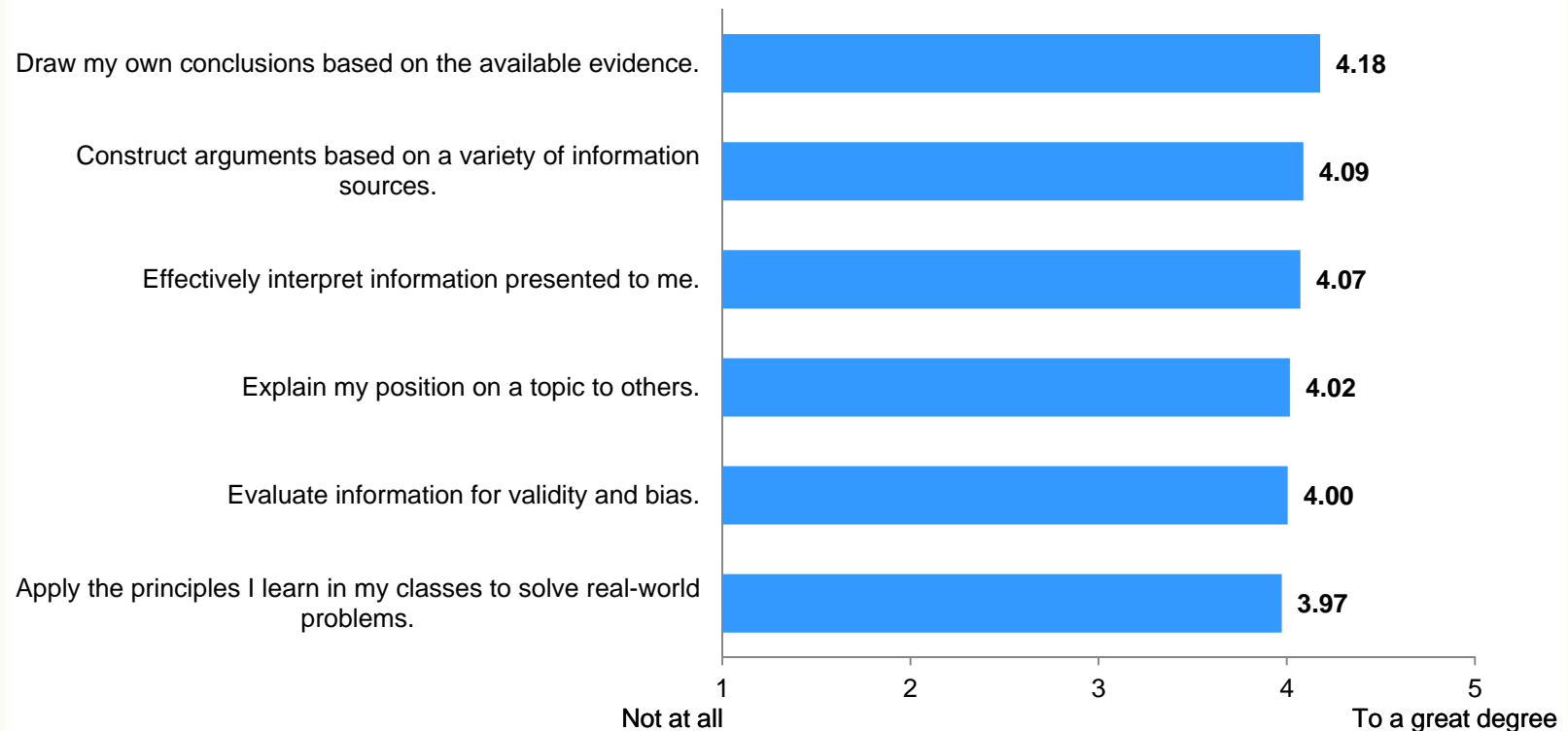
Average Reported Skill Improvement Ratings for Each ILO Area



# Critical Thinking Items



**Average Skill Improvement Ratings for Critical Thinking ILO Items**

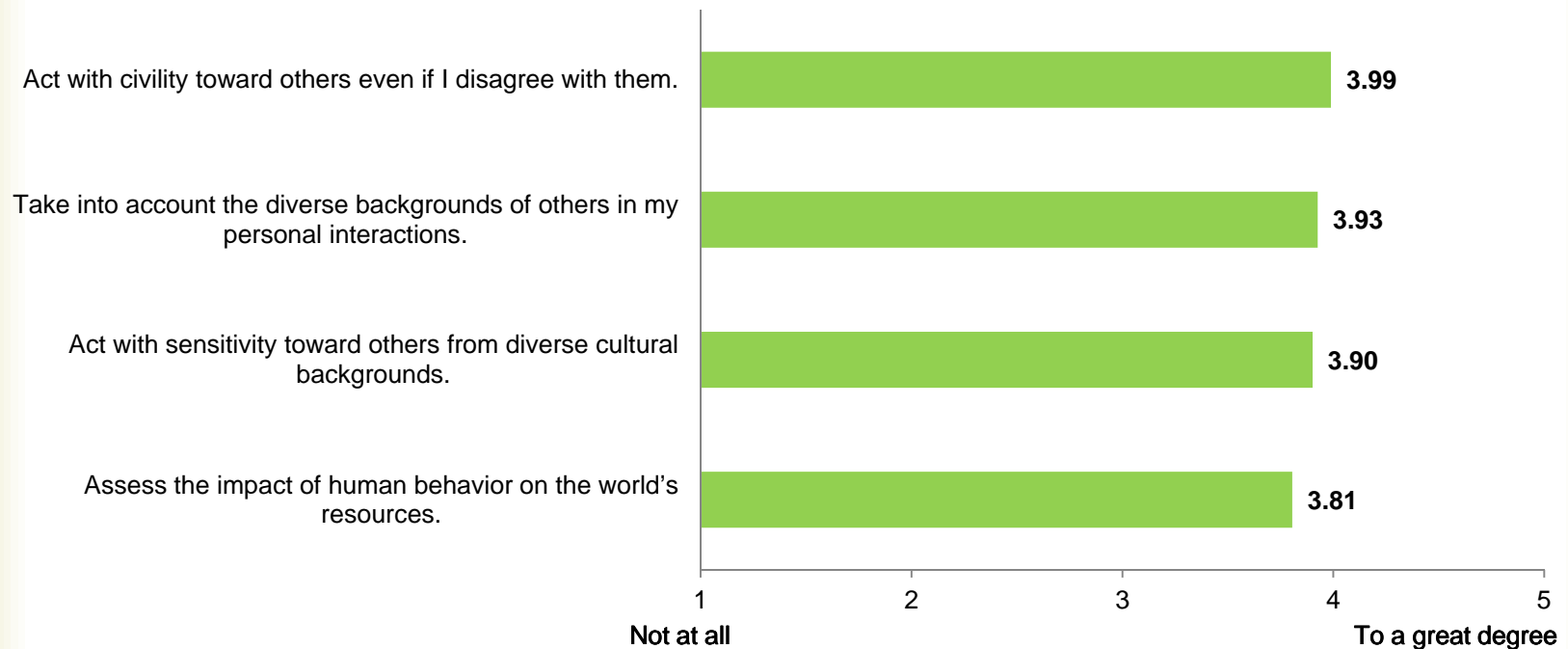




# Global Awareness Items



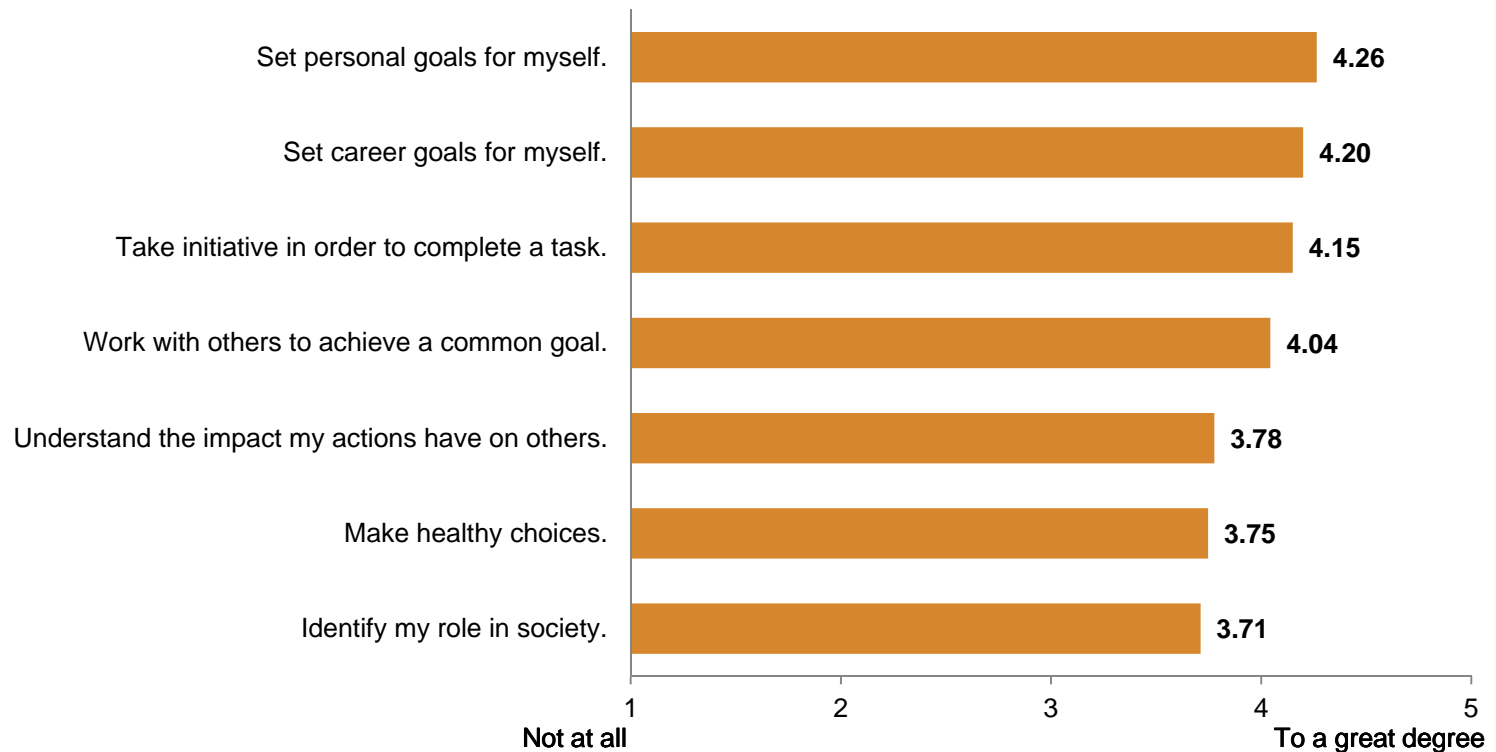
**Average Skill Improvement Ratings for Global Awareness ILO Items**



# Personal Awareness Items



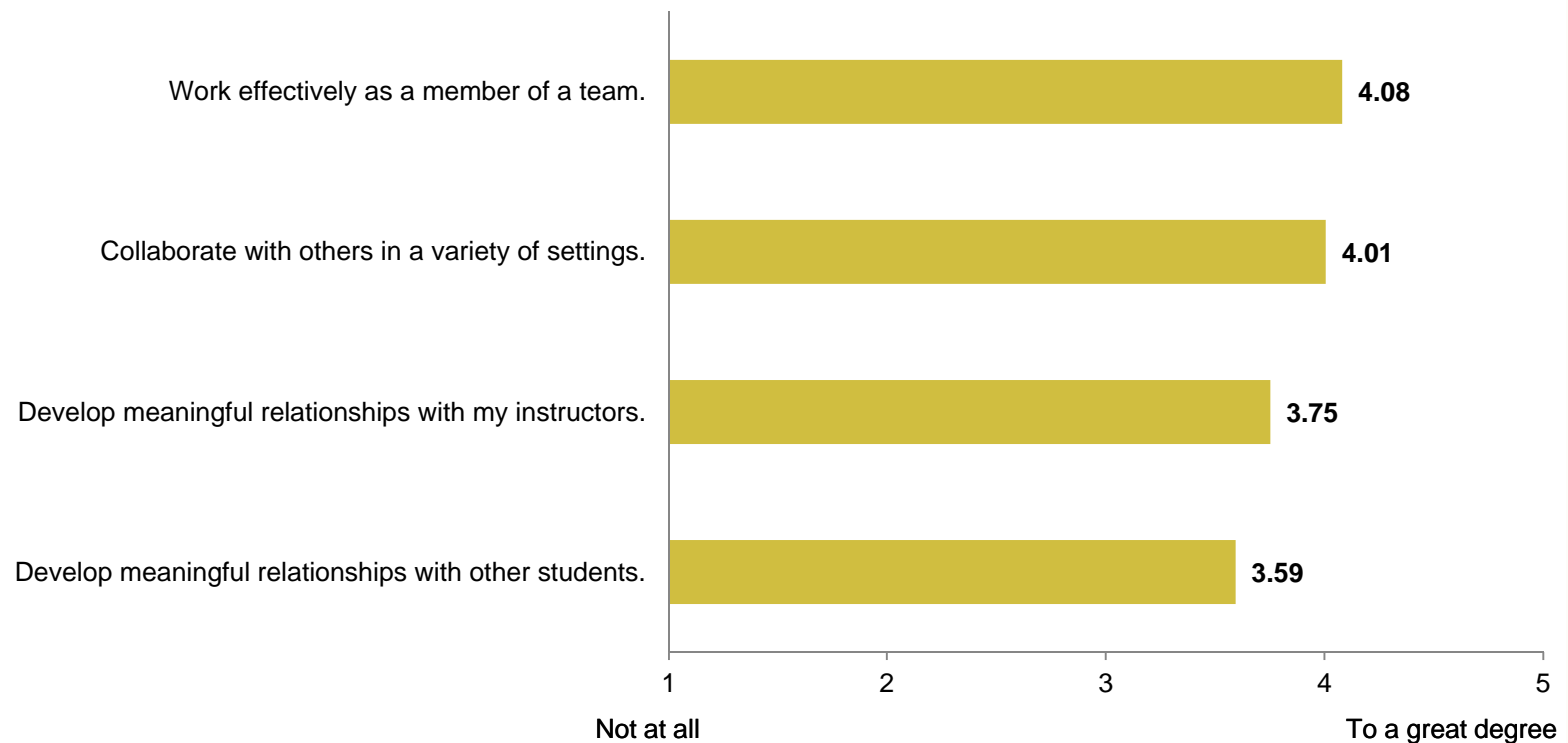
**Average Skill Improvement Ratings for Personal Awareness ILO Items**



# Self-Awareness Items



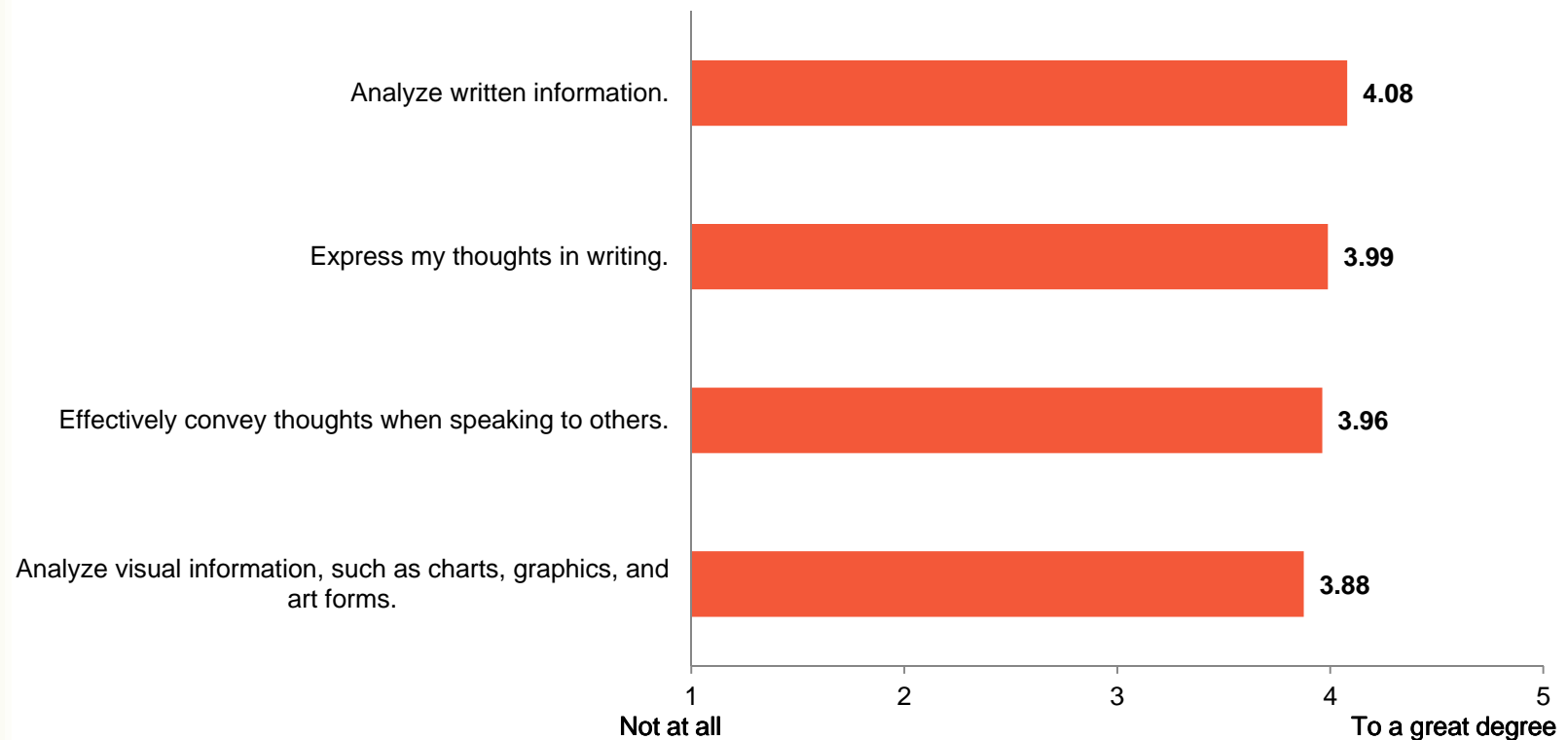
**Average Skill Improvement Ratings for Self-Awareness ILO Items**



# Communication Items



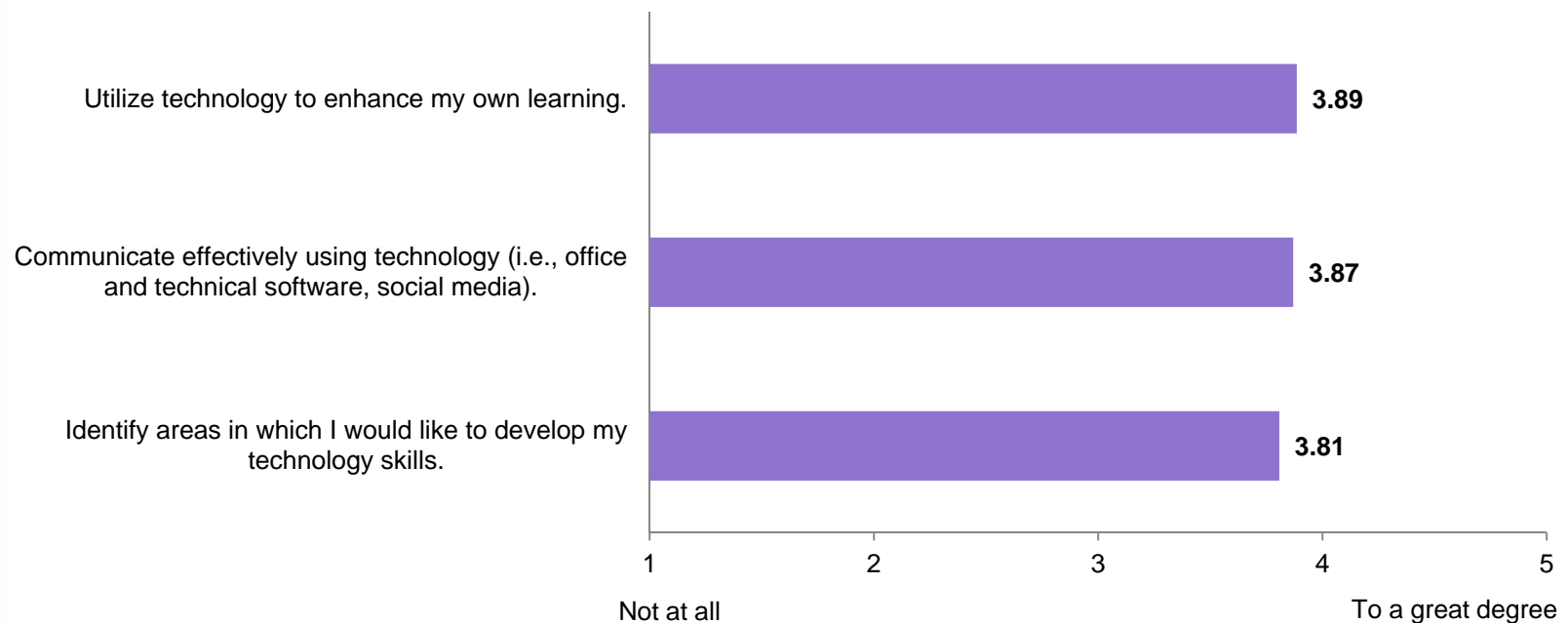
Average Skill Improvement Ratings for Communication ILO Items



# Technological Awareness Items



**Average Skill Improvement Ratings for Technological Awareness ILO Items**



# Most Important Learning Experiences

---

- ❧ Time management skills
- ❧ Communication
- ❧ Self-reliance
- ❧ Hard work and discipline
- ❧ Self-efficacy and confidence
- ❧ Collaboration/teamwork
- ❧ Setting goals
- ❧ Resilience: overcoming adversity
- ❧ Openness to other perspectives, cultures and worldviews



# Student Recommendations



- ❧ Improve campus facilities, access to buildings during construction, and parking
- ❧ Enhance technological infrastructure: software, instructional technology and wifi
- ❧ Increase access to advising, counseling, and tutoring
- ❧ Increase access to classes (summer, online, time of day)
- ❧ Improve consistency in instruction and services
- ❧ Provide additional opportunities for student interaction

# Reflections and Next Steps



- ❧ Overall, relatively positive ratings for all 6 ILOs
- ❧ Students' self-identified most important learning experiences centered on psycho-social skills
- ❧ Recommendations for improvement triangulate with EMP findings and College's new strategic directions
- ❧ Need to gather longitudinal data to measure progress
- ❧ Consider pre/post approach
- ❧ Explore additional ILO assessment methods, including existing non-cognitive measures

# Questions?

