

# Quick Glance - Fall 2024

 **20,146**  
Headcount

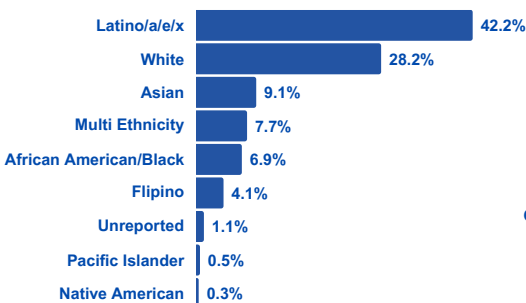
 **24.7**  
Average Age

 **28.2%**  
First Generation

 **20.7%**  
Full-Time at Mesa

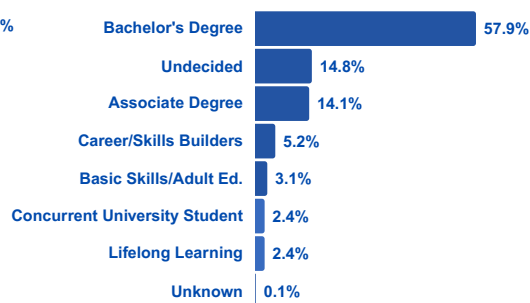
## Ethnicity

n = 20,146



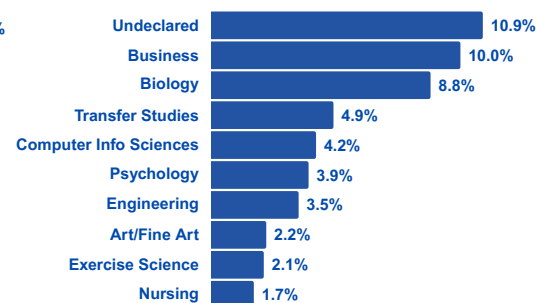
## Educational Goals

n = 20,146



## Top Academic Plans

n = 20,146



# Four Year Fall Trends - Fall 2021 to Fall 2024

## Headcount

\*Unduplicated (undup) count



## Latino/a/e/x

\*Undup. largest minority group



## Mesa Full-Time

\*Undup. enrolled in 12 or more units at Mesa



## Dual Enrollment

\*Undup. enrolled in ACP or CCAP courses



## Enrollment

\*Duplicated count



## First Generation

\*Undup



## Online Students

\*Undup. enrolled in one or more synchronous, asynchronous, or hybrid course



## Adult Learners

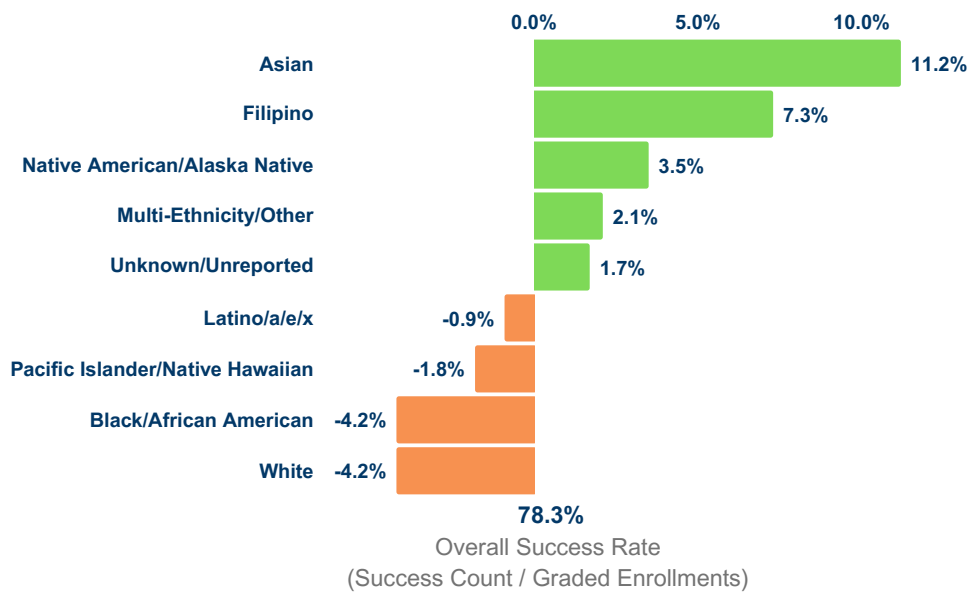
\*Undup. 25 years or older



# Fall 2024 First 8-Week Courses Equity Gap Analysis

## Student Course Success Rate by Ethnicity

Source: SDCCD Institutional Research Database. Success Count: 2,454. Graded Enrollments: 3,134.



## Quick Glance - Outcomes Assessment

Source: Nuventive as of 11/18/2024.



**3,023**  
Course Learning  
Outcomes (CLOs)



**80**  
Student Services  
Outcomes (SSOs)

### % of CLOs with Benchmarks

\*1,997 benchmarks



### % of SSOs with Benchmarks

\*28 benchmarks



### % of CLOs with Results

\*618 results



### % of SSOs with Results

\*15 results

