


# INTEGRATION EFFORTS

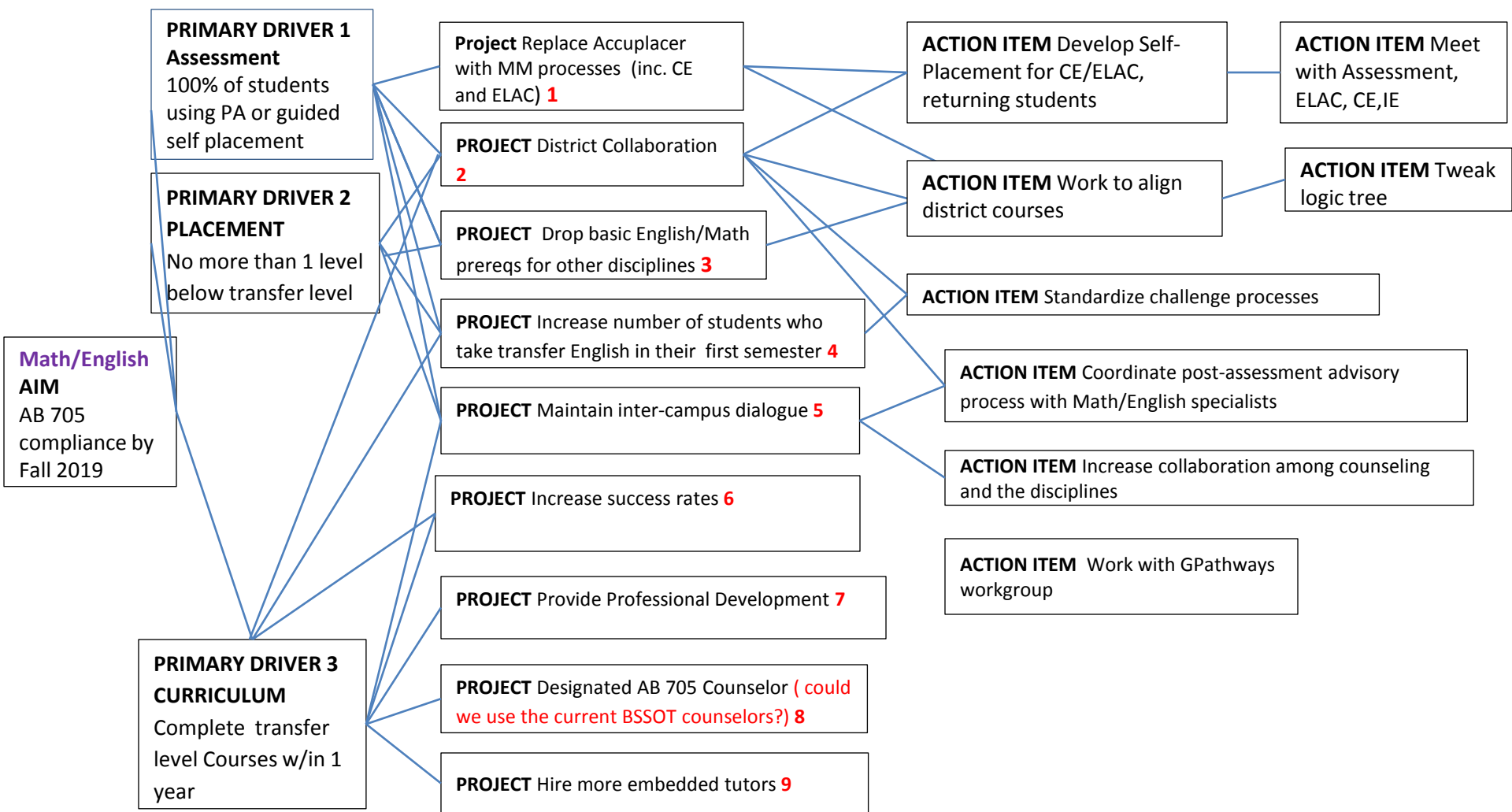
BSI|SE|SSSP






# Basic Skills Update





02

**Mesa's  
integrated plan  
submitted by  
01/31/2018**







03

**Integrated Plan &  
Executive Summary  
available online through  
the Mesa Integration  
Efforts website**



# **Integrated Planning Survey & Report**



**BSI|SE|SSSP**  
**DEVELOPED SPRING 2018**

# **Integrated Planning Survey & Report**

**WHY?**

**OS**

**A Collaborative Effort**

**An opportunity**

**To pursue cohesive, integrated  
program strategies**



**Determine how funds have made  
efforts more efficient & sustainable**





# QUESTIONS:

**funded activity, applicable goal  
area (access, retention,  
transfer, ...) , accomplishments,  
data source, long term  
projections, assessment,  
momentum points**








**SET**

# **Student Success & Equity Committee**



# **Success, Equity, & Transformation**

Approval of committee name change on 02/20/2018

# SSSP REPORTING

## San Diego Mesa College SSSP Reporting for Fall 2016

	Students Enrolled				Students Enrolled and Missing one or more SSSP Service					
	TOTAL	Non-Matric	Exempt	Fully Matric	Missing Ed Plan	% Missing Ed Plan	Missing Orientation	% Missing Orientation	Missing Assessment	% Missing Assessment
<b>Total</b>	<b>19,974</b>	<b>4,059</b>	<b>3,019</b>	<b>12,896</b>	<b>4,716</b>	<b>24%</b>	<b>2,903</b>	<b>15%</b>	<b>1,960</b>	<b>10%</b>
New Students (excluding HS)	2,117	497	119	1,501	431	20%	170	8%	181	9%
Continuing	14,362	2,376	1,697	10,289	2,747	19%	1,397	10%	1,064	7%
Returning/Transfer	3,495	1,186	1,203	1,106	1,538	44%	1,336	38%	715	20%

## San Diego Mesa College SSSP Reporting for Fall 2017

	Students Enrolled				Students Enrolled and Missing one or more SSSP Service					
	TOTAL	Non-Matric	Exempt	Fully Matric	Missing Ed Plan	% Missing Ed Plan	Missing Orientation	% Missing Orientation	Missing Assessment	% Missing Assessment
<b>Total</b>	<b>19,191</b>	<b>3,794</b>	<b>2,839</b>	<b>12,558</b>	<b>4,637</b>	<b>24%</b>	<b>2,860</b>	<b>15%</b>	<b>1,973</b>	<b>10%</b>
New Students (excluding HS)	1,920	438	102	1,380	425	22%	174	9%	170	9%
Continuing	13,994	2,198	1,685	10,111	2,757	20%	1,420	10%	1,077	8%
Returning/Transfer	3,277	1,158	1,052	1,067	1,455	44%	1,266	39%	726	22%

- 2014-2015 - YEAR OF REFLECTION
- 2015-2016 - YEAR OF PROGRAM DEVELOPMENT & IMPLEMENTATION
- 2016-2017 - CONTINUATION OF PROGRAM DEVELOPMENT
- 2017-2018 - YEAR OF INTEGRATION



# AREAS OF FOCUS:

- **Completion Rate**
- **Degree Attainment**
- **Transfer Rate**

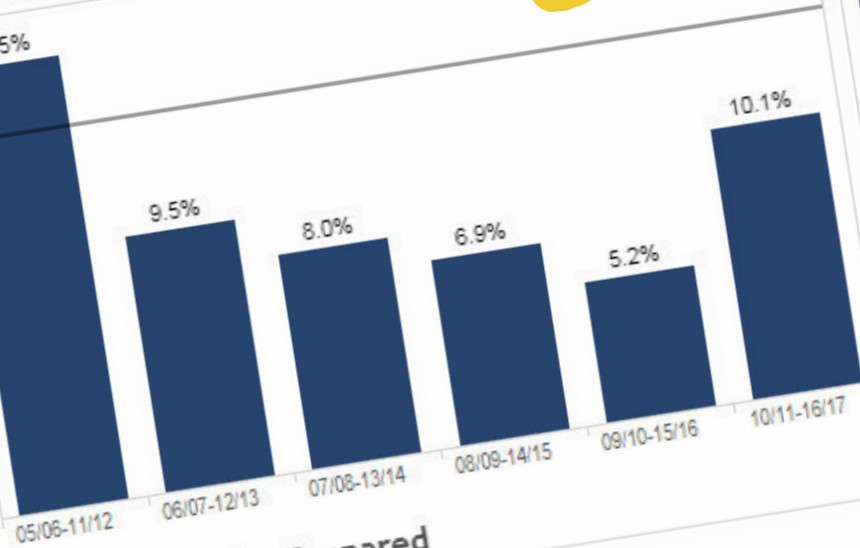
10



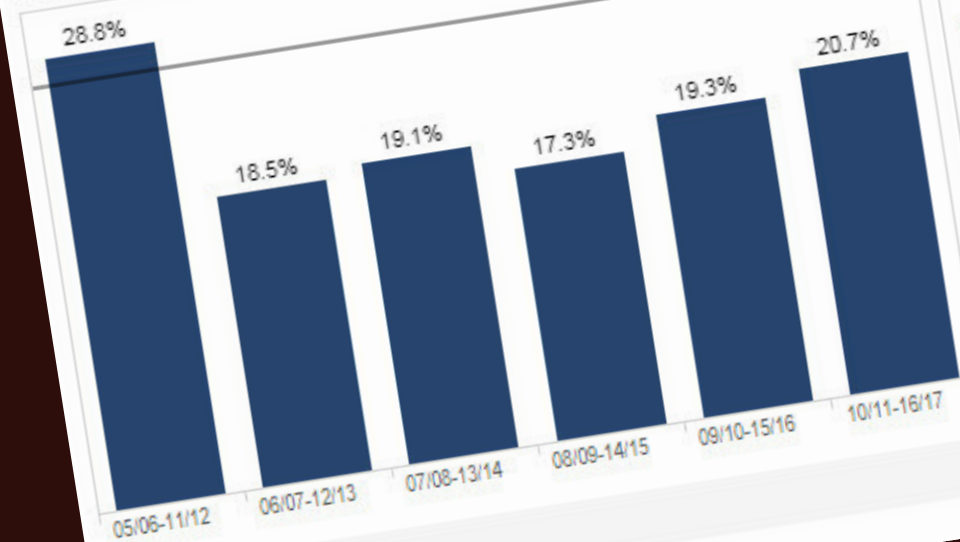
# STUDENT SUCCESS SCORECARD

## OUTCOMES

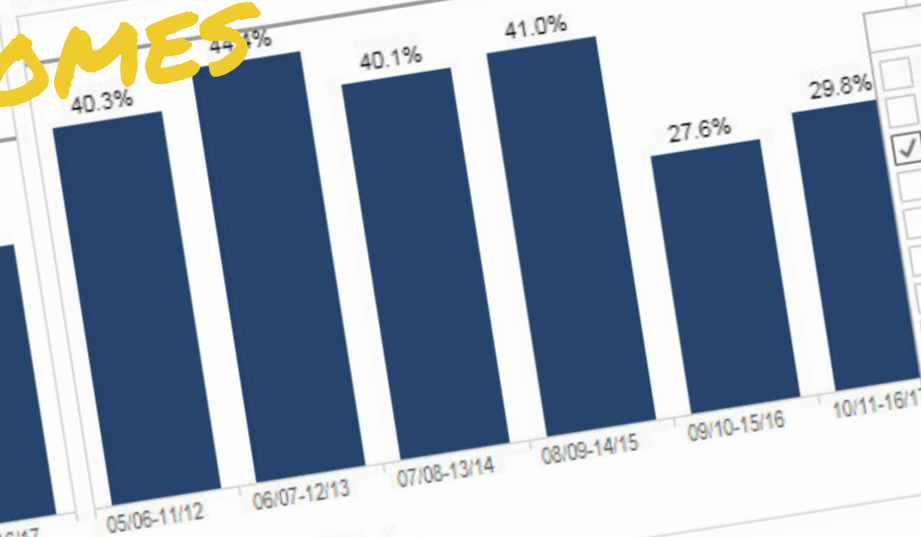
Completed Associate's Degree



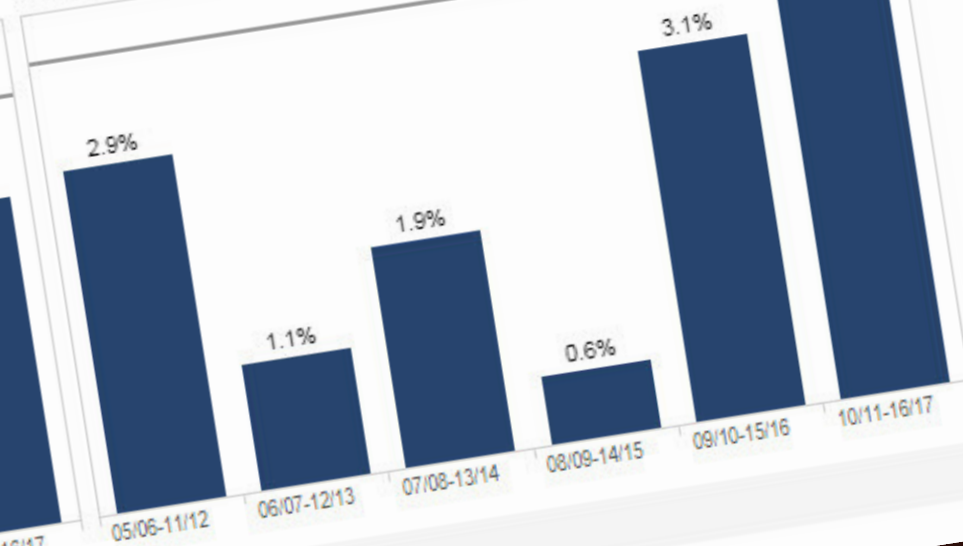
Became Transfer-Prepared



Transferred



Obtained Certificate



Prepared

(All)

Race

Black/Afr

☐ (All)

☐ Asian

☒ Black/African American

☐ Filipino

☐ Hispanic/Latino

☐ Native American

☐ Other/Unknown

☐ Pacific Islander

☐ Two or More

☐ White

(All)

# Assessment of Progress

## Completion Rate, 2015/16 to 2016/17

- Increase for African American students 37% to 40.4%.
- Increase for Hispanic/Latino 43.7% to 50.1%.
- Increase for Pacific Islander from 37.5% to 58.8%.
- Significant Increase for DSPS 15/16 from 38.1% to 49.5%.

# **Assessment of Progress Completion Rate, 2015/16 to 2016/17**

12

While we do not have cohort data for Veteran Students, we find that the overall success rate for this group is at 79% for Fall 2016/17 as compared to 70% for the general population. Additionally, Veteran Students have a higher overall GPA, 2.78 while the general student population is at 2.71.

# Assessment of Progress Degree Attainment, 2015/16 to 2016/17



- Increase for African American students 8.3% to 13.6%.
- Decrease for Pacific Islander from 19.8% to 14.2%, however, there was more than a 21% increase in the overall success rate for Pacific Islander students over the same period of time which indicates a much higher degree of transfer





# Assessment of Progress

## Transfer Rate, 2015/16 to 2016/17



- Increase for African American students 27.6% to 29.8%.
- Increase for Hispanic/Latino students 31.5% to 36.8%.
- Increase for economically disadvantaged, 18% to 22%.
- Increase for DSPS, 18.6% to 28.3%.





A background image showing a group of graduates in black caps and gowns. Some are wearing stoles with various colors like blue, green, and yellow. They are looking forward, and the image is slightly blurred to make the text stand out.

**AS A COLLEGE WE ARE COMMITTED TO ELIMINATING  
DISPROPORTIONATE IMPACT. AFTER 2 FULL YEARS OF  
IMPLEMENTATION OF OUR PRIMARY EQUITY INITIATIVES WE  
ARE PLEASED WITH THE PROGRESS THAT WE ARE SEEING.**

**PROGRESS IS BEING MADE TOWARD THE  
ACCOMPLISHMENT OF OUR STATED LONG TERM GOALS.**





THE STAND



# Direct Student Support

- 59 applications have been received to date this semester.
- 41 Students have received assistance
- \$6063 in assistance has been given out. \$3800 in book vouchers, \$1650 for food, \$185 for printing and 428 for transportation (Not including the EOPS students)
- \$375.00 is the largest single amount awarded
- First time that 100% of those we have given assistance to have complete assessment and orientation, 90% have education plans on file.





# The STAND

- Over 960 transactions at The Stand in February
- Spring semester = provided over 3850 items
- Campus newsletter with updates including Amazon Wish List information
- Surveyed all students all students who used The Stand during the fall semester
- Received 204 unique responses and look forward to sharing feedback collected
- Working with management team & Feeding San Diego to provide students w/ more access to food
- Announcement soon regarding this non-point based portion of The Stand





- FINALIZING MOV W/FEEDING SAN DIEGO
- THIS PARTNERSHIP WILL PROVIDE FRUITS, VEGETABLES AND OTHER FOOD RESOURCES ON AN ONGOING BASIS.
- ACCORDING TO FEEDING SAN DIEGO, THEY WILL BE ABLE TO PROVIDE THE COLLEGE ENOUGH FOOD TO FEED THEN ENTIRE CAMPUS COMMUNITY.

- THE COLLEGE IS PURCHASING A LARGE REFRIGERATION STORAGE UNIT THAT WILL ALLOW US TO STORE AND PRESERVE FOOD.
- WE WILL BE RECEIVING A ONE-TIME ALLOCATION FROM THE CHANCELLOR'S OFFICE OF \$40,000.
- THIS WILL PROVIDE US WITH THE OPPORTUNITY TO PURCHASE PORTABLE STANDS THAT WILL SERVE AS DISTRIBUTION POINTS AS WELL AS STABILIZE OUR SUPPLY OF FOOD FOR SOME TIME.





THANK YOU