



Next Steps

You've applied to transfer, now what?

SAN DIEGO
MESA COLLEGE | Transfer
Career &
Evaluations

WORKSHOP GOALS:

- Understand next steps for transfer to a four-year college or university
- Understand terms used in the process of transferring
- Understand orientation and registration details
- Participate in question and answer



What's Inside The Portal?

Each Portal is Unique

- Portals can look differently depending on view from desktop, laptop, tablet, or mobile phone
- Same information different places
- All schools have a different layout for their portals
- Check your spam/junk mail
- Allow emails from your admitted schools

Sample Portals

apply.baylor.edu

Required Form

Required Submit your Final HS Transcript +

Not Open Register for Line Camp

Complete Share Parent Information +

Not Open Complete the CliftonStrengths Assessment +

Recommended Complete ALEKS Math Placement Test +

If Applicable Complete Modern Language Placement Exam +

If Applicable Submit Official Dual Credit Transcripts +

Complete Submit Official Test Scores +

California State University
SAN MARCOS

California State University San Marcos
Attn: Student Financial Services
333 S. Twin Oaks Valley Rd.
San Marcos, CA 92096
sf@csusm.edu

Account Itemization for Fall 2020 as of 7/17/2020

Summary of Account Transactions

Description	Reference Nbr	Charge	Payment	Refund
Fee - ASI		75.00		
Fee - Acad Excellence Success		250.00		
Fee - Academic Records		10.00		
Fee - Athletics		100.00		
Fee - Childcare Services		10.00		
Fee - Health Facilities		20.00		
Fee - Health Services		75.00		
Fee - IDA		5.00		
Fee - Mental Health		91.00		
Fee - Orientation	ORNT	20.00		
Fee - SISP		2.00		
Fee - Student Recreation		35.00		
Fee - Student Union		315.00		
Tuition - Undergraduate		2,871.00		
Enrollment Deposit Payment	CORR TERM		-150.00	
		Term Subtotal:	3,731.00	

Anticipated Financial Aid

Description	Term	Amount
Loan - Fed Direct Unsubsidized	Fall 2020	2,721.00
		Total Anticipated Financial Aid: 2,721.00
		Term Balance: 1,010.00*

*Amount may change with any change in enrollment or financial aid eligibility.


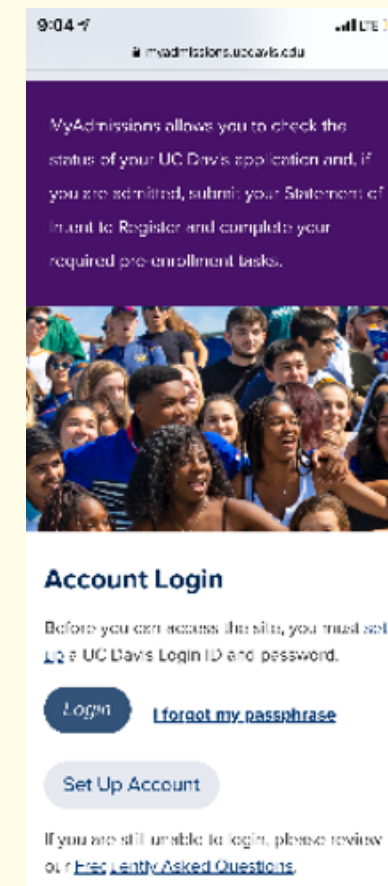
Enrollment for Term

Class #	Description	Subject Area	Catalog #	Section	Component	Start Date	End Date	Credit Hours
40475	THE STDT UNIV COMMUNITY	GEL	101	21	Lecture	08/31/2020	12/12/2020	3
41300	ORAL COMMUNICATION	GEQ	102	35	Lecture	08/31/2020	12/12/2020	3
41605	QUANTITATIVE REASONING	MATH	101	05	Lecture	08/31/2020	12/12/2020	3
41905	INTRO TO PSYCHOLOGY	PSYC	100	10	Lecture	08/31/2020	12/12/2020	3
41993	INTRO TO PSYCHOLOGY	PSYC	100	18A	2nd Lec	08/31/2020	12/12/2020	0
42664	Writing as Rhetorical Act	GEW	101B	39	Lecture	08/31/2020	12/12/2020	3

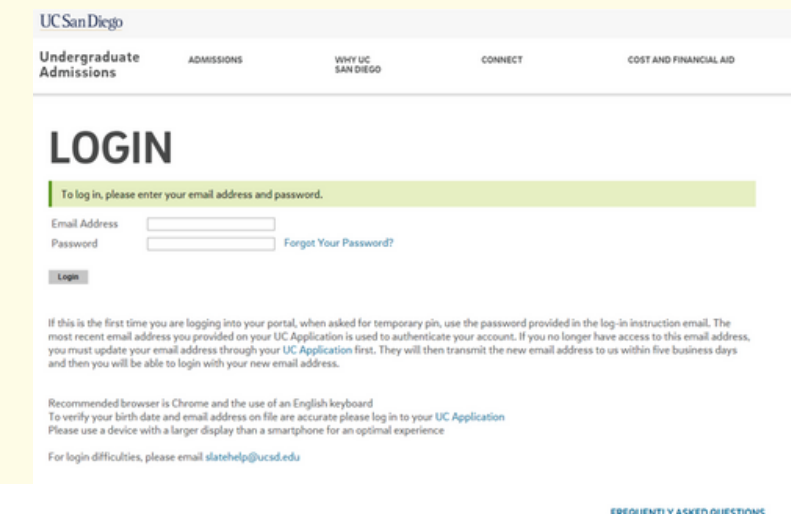
Student Portal

- When you applied you should have received a college ID number
- This number provides you access to your admissions status
- This is where you will find most of your information to complete the transfer process.
- After you are admitted this is where you log in to conduct all of your admissions steps
- Such as but not limited to:
 - Activate school ID
 - Find TO DO list
 - Process intent to enroll Check financial aid status
 - Always check your portal
 - When in doubt check your portal

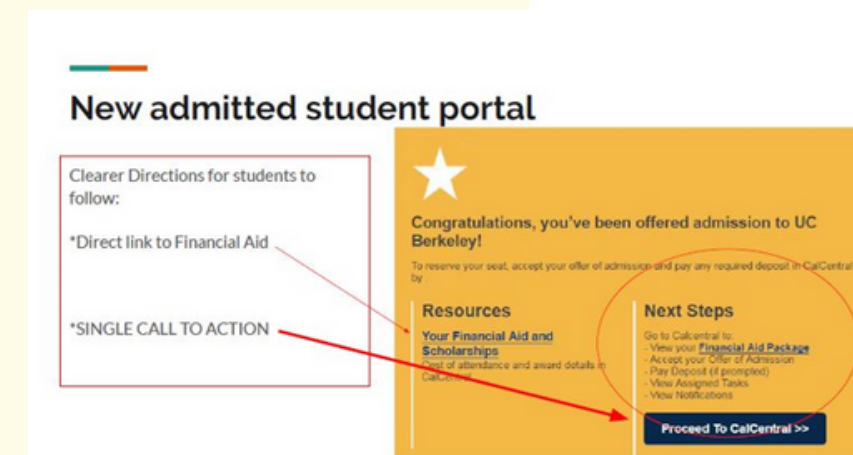
SDSU



UCSD



UCI



UCB

Complete Intent to Enroll

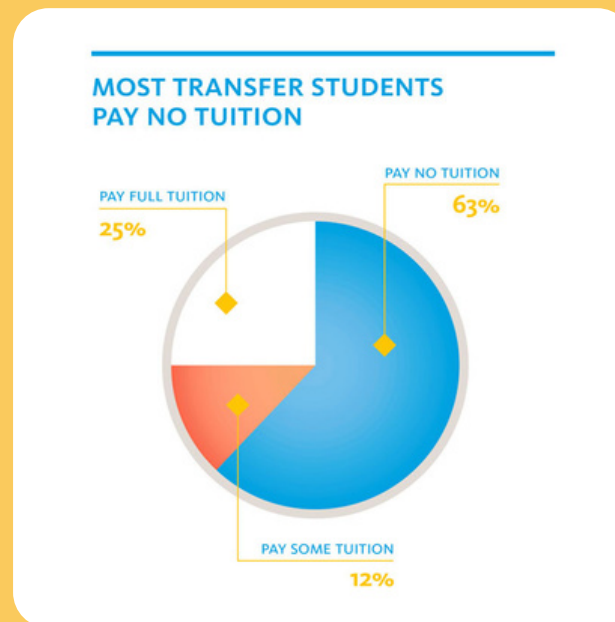
- The intent to enroll is slightly different depending on the college or university you plan to attend.
- Intent to enroll is the process of “committing” to the four-year college this is usually done by May 1 for the CSUs and on June 1 the UCs
- Private or out of state have different deadlines. Always check the Portal.
- You should complete this process for one school.
- Requires a “deposit” which can be waived depending on financial aid offers non-refundable-goes toward registration fees
- This process is done through your portal.



IMPORTANT: This is different for every school. Check each portal for all details on intent to enroll. Each CSU, UC and Private can have different deadlines

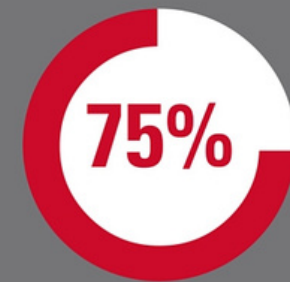
Apply for Financial Aid: Oct 1-March 3

UC



- Grants and Scholarships
- Blue and Gold Opportunity Plan
- Middle-Class Scholarship Program
- California DREAM Loan Program

CSU



of CSU undergraduate financial aid recipients have their tuition fees fully covered.

- Grants
- Scholarships and Fellowships
- Veterans Aid
- Work-Study

Intent to Enroll



Submitting your FAFSA or CA Dream Act before March 2 can assist with covering your Intent to Enroll

SDSU

- The Intent to Enroll deadline is May 1, 2021, unless a different deadline is indicated in your SDSU Web Portal account.
- If you have a COVID-19 related circumstance, which prevents you from submitting these items by May 1, 2021, please contact us (SDSU).



UCSD

- June 1, 2021 Deadline to Accept UC San Diego's Offer of AdmissionAccept your offer and submit your Statement of Legal Residence (SLR) through the Applicant Portal.

Fall Steps to Apply

Fall 2021 Transfer Admission

San Diego State University is accepting applications from upper-division transfer students between **October 1 and December 15*** for admission the following fall.

We receive applications from thousands of highly qualified applicants each year. Applicants are admitted based on intended major, so you must choose a [major](#) when you apply to SDSU. Learn how to make your application more competitive by closely reviewing the admission requirements on this website.


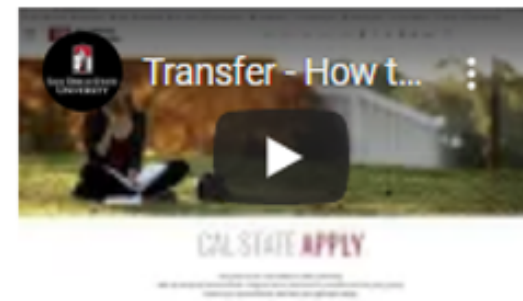
**On December 1, the California State University (CSU) application deadline for fall 2021 admission was extended from December 4 to December 15.*

Cal State Apply Application Checklist

Plan ahead and apply early. Have the following items on hand before you begin your application:

- ✓ **Unofficial transcripts.** You'll be asked to enter all courses you've completed, those currently in progress, and any you plan to take.
- ✓ **Your Social Security Number,** if you have one.
- ✓ **Your citizenship status.**
- ✓ **Credit card.** Application fees are due at the time of submission and are paid by credit card.
- ✓ **Annual income.** If you are a dependent, then use your parents income. If you are independent, then use your income.
- ✓ **CCCID and Campus ID.** Required for ADT applicants from a California community college. These numbers should be printed on your transcript.

Need Help with Your Cal State Apply Application?



SAN DIEGO STATE
UNIVERSITY

SDSU

SDSU Admitted student checklist

MAY 15

Applicants selected for Waitlist

Select applicants will be invited to opt in to our waitlist through their [Applicant Portal](#).

Transfer applicants must opt in by 11:59 pm PST on May 15.

Being on the waitlist does not guarantee an offer of admission. We strongly urge students to accept another university's admission offer before the appropriate deadline to ensure they have secured a spot at an institution.

By August 1, final decisions will be released to applicants who opt in to the waitlist. There is no appeal process for the waitlist.

MAY 15

Appeals for Applicants Not Offered Admission or Waitlist

Every application to UC San Diego is reviewed thoroughly. Admission decisions are made carefully to meet the enrollment goals of the university. Therefore, successful appeals are very rare.

Applicants who have new and compelling academic information that was not presented in their original application, may submit an appeal through their [Applicant Portal](#) by May 15. No appeals will be accepted after the deadline. Waitlisted students may not appeal.

JUNE 1

Deadline to Accept UC San Diego's Offer of Admission

Accept your offer and submit your Statement of Legal Residence (SLR) through the [Applicant Portal](#).

JULY 1

Deadline to Submit Your Final Transcripts

- Submit final, official transcripts: high school(s) plus any college/university transcripts.
- Refer to [Required Documents from Schools Outside the United States](#) if any of your coursework was taken outside the U.S.

IMPORTANT DETAILS Financial Aid, Housing and Transcripts

1



Finalize all Financial Aid (use portal to access your award letter)
Apply for housing ASAP if you are leaving San Diego area.

2



Resolve all "issues" before registration and orientation (July/August)

3



Send all transcripts for CSUs as instructed in the Portal (two sets for SDSU-see Portal May and June/July) UCs July 1-email AskUCaucop.edu if not able to meet this deadline
CSUs check your portal as deadlines vary by campus.

Important Details Immunizations



Immunizations

Complete
immunizations by
school deadline
CSUs UCs
Private Schools

SD Mesa Health Center

When the campus is open the health center can offer low-cost shots. During shut down, please call for local low-cost clinics. Mesa Student Health Services will take student calls only (campus is currently closed to students) for medical, nursing and mental health counseling, 619-388-2774.

Student Health Call Center hours are 8 a.m. to 5 p.m. Monday through Thursday and 8 a.m. to 3 p.m. Fridays.

County of San Diego Immunization Clinics

Immunization services are available throughout San Diego County at six Public Health Center Locations.

Admissions Next Steps Events and Summer Programs

Participate in One on One Virtual Admissions Rep Visits for your school.

UCSD Triton Day

SDSU Admissions Next Steps
SDSU Career Next Steps

Register for Summer Programs like UCSD Path
UCSD Medical Link

Online Links

One-On-One Admission Rep:
<https://bit.ly/2Z2ioNG>

UCSD Triton Day:
<https://tritonday.ucsd.edu/>

Orientation and Registration

- Orientation and Registration usually In Summer July or August
- Check Portal Check emails
- Important to send all transcripts which allow you to:
 - Keep your admission status active
 - Review for registration purposes

FYI

SDSU Virtual Orientation and Registration begins in early May Reserve your spot ASAP. We do not have other four-year university information on registration for orientation-check portal.



- Attend summer orientation and registration
- Tour campus
- Meet with an advisor to review classes
- Register for class
- Pay enrollment fees

Questions?

Please use chat
feature or raise
hand and unmute



Congratulations!

*Thank
you!*

SAN DIEGO
MESA COLLEGE